



WSLG

FEEDBACK

2nd DWQ Conference



Water Institute of SA

**2nd Drinking Water Quality
Conference**

11–13 MAY 2009

HELD AT THE PE FEATHER MARKET CENTER






water & forestry

Department:
Water Affairs and Forestry
REPUBLIC OF SOUTH AFRICA



Objectives of the Conference

- 
- To reinforce the importance of effective DWQ Management with Local Government, Municipal Management and Process Controllers
 - To create a platform for Researchers & Practitioners to interact and jointly decide on research priorities
 - To explore the possibilities of establishing a Process Controllers' Association with the objective of enhancing the importance of the water treatment profession
 - To stipulate the requirements for effective and credible DWQ Monitoring and the role of Laboratories in this regard
 - To launch the inaugural DWQ publication (*Blue Drop Report*)



DWQ Conference, May 11 – 13 Port Elizabeth (\pm 540 delegates)

- Attendance Breakdown

- Municipal Officials – 60%
- Researchers (Research & Tertiary Institutions) – 20%
- National Departments – 10%
- Politicians – 5%
- International Delegates – 1%
- Other – 4%





Did we achieve the goals?

(by word of mouth & communications following the conference)

Delegates were overall impressed with the Conference

Reinforcing importance of DWQM	Successful. DWQR unit are inundated with communication from WSA's subsequent to Conference
Creating a platform for Researchers and Practitioners	Promise to be successful. To be measured with new round of research topics identified
Process Controllers Association establishment	Huge interest displayed in such an initiative. Was well attended. SALGA was approached to consider facilitation of this initiative
Laboratories role in credible monitoring Programmes	Draft DWQ Lab Strategy was well received. NLA considered DWAF's initiative as proactive
Inaugural Blue Drop Report release	Highly successful

The Star

'Blue Drop' award for water boards

Blue Drop Report 2009

South African Drinking Water Quality Management Performance

THE HERALD

NEWS INFORMATION KNOWLEDGE

Thumbs up for Bay's drinking water

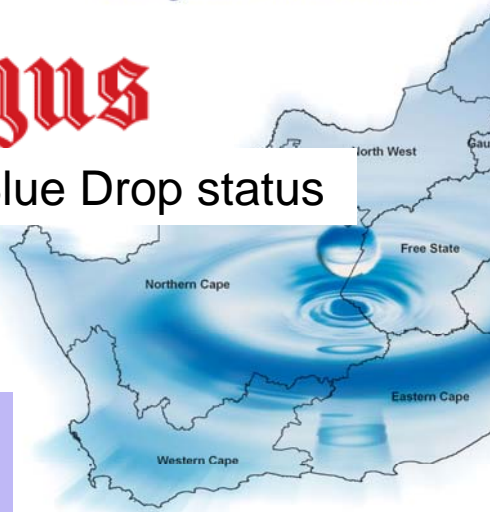
NELSON Mandela Bay's drinking water received a qualified thumbs up in the very first national drinking water quality report released yesterday.

The quality of water was described as "very good" with a score of 99 per cent, in accordance with the criteria set under South African national standards. However, it was the only one out of six metropolitan municipalities which failed to achieve Blue Drop status, awarded for complete water quality monitoring.

Though the Bay failed to win the Blue Drop Certificate, the first annual Blue Drop South African Drinking Water Quality Report said "the performance of the drinking water quality management at most water treatment works within the Nelson Mandela metropolitan municipality is very good".

Cape Argus

Cape tap water scores Blue Drop status



NEWS 24.com

Municipalities warned over water

Jacaranda FM News Blog

Think before you drink....



Water & forestry
Department of Water Affairs and Forestry
REPUBLIC OF SOUTH AFRICA



BDC Summary

- National Average Blue Drop Score: **52%**
- National Average Compliance with National Standard (SANS 241:2006): **93.3%**
- Percentage WSA's Assessed (BDC): **70%**
- Number of Blue Drop certifications: **23**




Life After the Conference

- The DWQ Regulation Programme continues in full swing. Blue Drop Certification is now the Flagship Initiative
- There is an Increase of activity on the DWQ Regulation System and Web page
- The general responsible media reports have assisted to apply pressure on municipalities to take BDC seriously
- The South African DWQ Incentive-based regulation initiative has been noted internationally



Thank You



blue drop
CERTIFICATION

drinking water quality
REGULATION